MINISTERUL EDUCAȚIEI NAȚIONALE

# Comunicare în limba modernă 1 - limba engleză

Clasa I
Partea I

# Fairyland 1A

Pupil's Book

Jenny Dooley – Virginia Evans

Express Publishing
UniScan GRUP EDUCAȚIONAL
Uniscan Grup Educaţional

Published by Express Publishing

Liberty House, Greenham Business Park, Newbury,
Berkshire RG19 6HW, United Kingdom
Tel.: (0044) 1635 817 363
Fax: (0044) 1635 817 463
email: inquiries@expresspublishing.co.uk
www.expresspublishing.co.uk

© Jenny Dooley – Virginia Evans, 2014

Colour Illustrations: © Express Publishing, 2014

Illustrated by Jim Biggins, Alexandra Lewis, Alan Shephard © Express Publishing, 2014

Original music composed by Ted and Taz © Express Publishing, 2014

First published 2014

Made in EU

*All rights reserved. No part of this publication may be reproduced, stored in a retrieval system, or transmitted in any form or by any means, electronic, photocopying or otherwise, without the prior written permission of the publishers.*

This book is not meant to be changed in any way.

ISBN 978-1-4715-3264-1

# Acknowledgements

We would like to thank all the staff at Express Publishing who have contributed their skills to producing this book. Thanks for their support and patience are due in particular to: Meryl Philips (Editor in Chief), Julie Rich (senior editor); Alex Barton (senior production controller) and the Express Publishing design team; and Emily Newton, Kevin Harris, Daniel Parker, Erica Thompson and Timothy Forster. We would also like to thank those institutions and teachers who piloted the manuscript, and whose comments and feedback were invaluable in the production of the book. Special thanks to Gina, Chris and Dennis who took part in the recording.

The authors and publishers wish to thank the following who have kindly given permission for the use of photographic material:
cinetext/www.iml.gr for the pictures of Pocahontas & Belle on p. 32.

Every effort has been made to trace all the copyright holders. If any have been inadvertently overlooked, the publishers will be pleased to make the necessary arrangements at the first opportunity.

# Comunicare în limba modernă 1 - limba engleză

Clasa I
Partea I

# Fairyland 1A

Pupil's Book

Jenny Dooley – Virginia Evans

Programa şcolară pentru disciplina Comunicare în limba modernă 1, clasa I aprobată prin ordin al ministrului Nr. 3418/ 19.03.2013

Siguranţa copiilor pe Internet

internet helpline

031.80.80.000
www.helpline.sigur.info

64 pagini

116.111 - numărul de telefon european de asistenţă pentru copii

Express Publishing

Acest manual este proprietatea Ministerului Educației Naționale.

Manualul școlar a fost aprobat prin Ordinul ministrului educaţiei naţionale nr. 4780 din 13.10.2014, în urma evaluării, și este realizat în conformitate cu programa școlară aprobată prin Ordinul ministrului educaţiei naţionale nr. 3418 din 19 martie 2013.

Manualul este distribuit elevilor în mod gratuit, atât în format tipărit, cât și în format digital, și este netransmisibil.

Inspectoratul școlar ……
Școala / Colegiul / Liceul ……

# Fairyland 1A

| | | Competences | Vocabulary | Structures | Project |
|---|---|---|---|---|---|
| Module 1 | **1 Hello!** pp. 4-13 | 1.1 Respond appropriately to short, simple questions in a clear and concise way.<br>1.2 Recognise the basic location (*left, right, here, there*) of objects in the surrounding environment.<br>1.3 Develop interest and general comprehension of films and songs in the English language.<br>2.3 Participate in communication games and reproduce or create rhymes/short messages.<br>4.1 Participate in group/class projects and create and write short texts. | • Colours | • Hello, I'm …<br>• It's yellow. | Hello! |
| | **2 My Schoolbag** pp. 14-23 | 2.1 Reproduce short and simple songs/ poems.<br>2.3 Participate in communication games and reproduce or create rhymes/short messages.<br>2.4 Express a simple request to obtain an object from the immediate environment.<br>3.1 Understand short, simple written texts used in everyday situations. | • schoolbag, pencil, book, pen, rubber, pencil case<br>• numbers 1- 5 | • What's this? It's a book. | My Favourite School Things |
| Module 2 | **3 My Home** pp. 24-33 | 1.3 Develop interest and general comprehension of films and songs in the English language.<br>2.3 Participate in communication games and reproduce or create rhymes/short messages.<br>3.1 Understand short, simple written texts used in everyday situations. | • house, roof, window, floor, wall, door<br>• table, chair, bed, cupboard | • This is my house.<br>• Woody's on the table. | My Room |
| | **4 My Toys** pp. 34-43 | 1.3 Develop interest and general comprehension of films and songs in the English language.<br>2.3 Participate in communication games and reproduce or create rhymes/short messages. | • doll, ball, car, train, plane, teddy<br>• Numbers 6-10 | • Here's a doll.<br>• I've got a red teddy.<br>• Five and three is six. | My Favourite Toy |
| | **Season's Greetings!** pp. 44-45 | 4.1 Participate in group/class projects and create and write short texts. | | | |
| | **Fun Time** pp. 46-64 | 1.2 Recognise the basic location (*left, right, here, there*) of objects in the surrounding environment.<br>3.1 Understand short, simple written texts used in everyday situations.<br>4.1 Participate in group/class projects and create and write short texts. | | | |

# 1 Hello!

## 1 Listen and point.

## 2 Look and find.

1 Listen and point to the characters. Then say: *Hello, I'm (Erlina).*
2 Who are they? Find them in the picture and say: *This is (Erlina).*

## 3 Make and play.

## 4 Sing.

**3** Cut out the stick puppets. Use them to talk with your friend: *Hello, I'm (Willow). Hello, I'm (Frosty).*
**4** Listen and sing.

## 1 Look and colour.



Listen, point to the colours and say. Then say what your favourite colour is.
1 Look and colour the picture.

## 2 Sing.

## 3 Let's Play!

**2** Listen and sing.
**3** Play the *Colour Bingo* game.

## 1 Listen and look.

**1** Listen to the story and point to the pictures.

Do you like the story? Draw a face.

# Go Green!

## 1 Colour.



1 *Nature is full of colours!* Colour the picture. Then point and say: (*Green*).

## 2 Listen and circle.

## 3 Portfolio: Draw and say.

**2** Listen and circle the correct colour. Then say: *Hello, I'm (Alvin). My favourite colour is ... .*
**3** Draw a picture of yourself. Present it to the class: *Hello, I'm (Tom). My favourite colour is (red).*

## 1 Look, point and say.

**1** Look at the pictures. Point and say the colours.

## 2 Match. Then point and say.

1 Willow

2 Alvin

3 Erlina

4 Woody

5 Frosty

a

b

c

d

e

## 3 Let's Play!

2 Match. Then point and say: *Yellow – Willow, … .*
3 Play the *Musical Colours* game.

# 2 My Schoolbag

## 1 Colour and say.

## 2 Sing.



Listen, point to the school objects and say.
1 Use your crayons to colour in the school objects. Then talk with your friend: *My (pen) is (blue).*
2 Listen and point. Then sing.

## 3 Trace and say.

1

2

3

4

## 4 Let's Play!

**3** Complete the pictures. Then say: *It's a (book).*
**4** Play the *Feely Bag* game.

## 1 Count and circle.

1 2 3 **4** 5

1 2 3 4 5

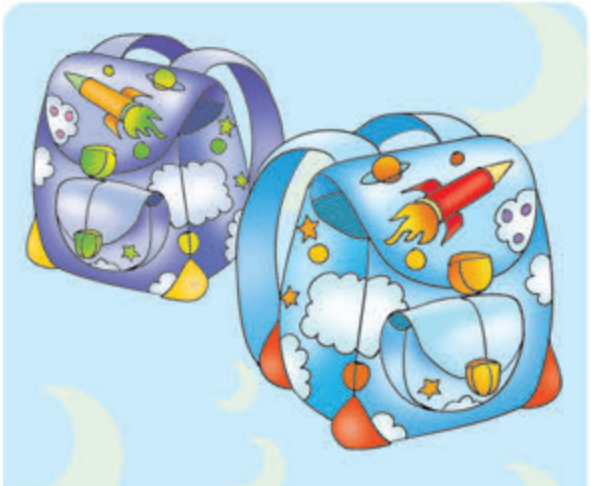

1 2 3 4 5

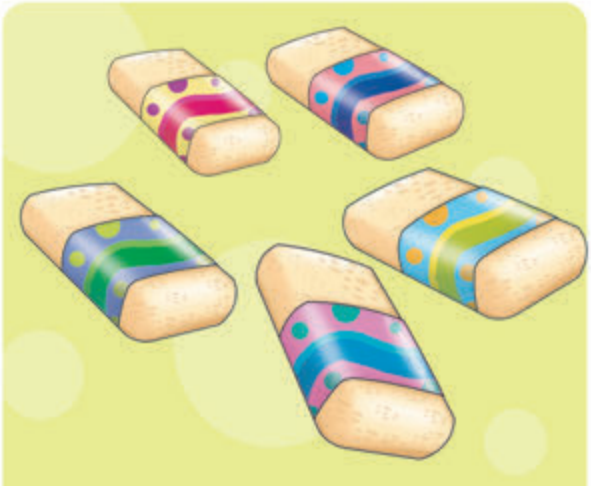

1 2 3 4 5



Listen and say the numbers.
1 Count the items and circle the correct number.

## 2 Count and write. Then draw.

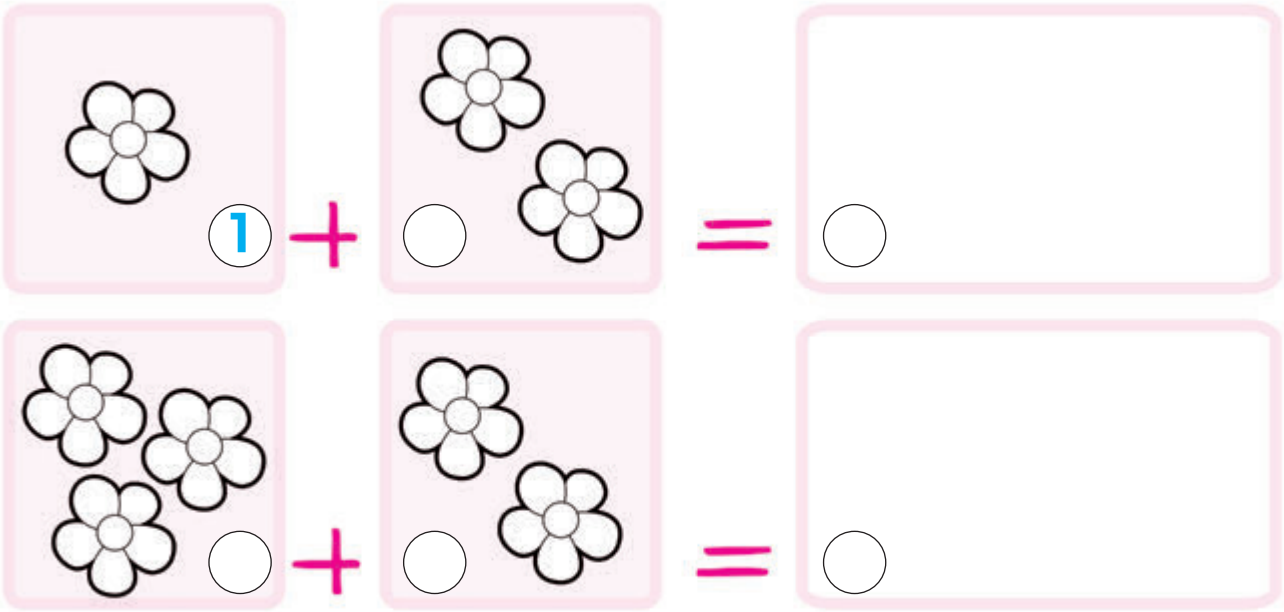


## 3 Let's Play!

2 Count and write the numbers. Then draw the correct number of flowers.
3 Play the *Number* game.

# 1 Listen and look.

1 Listen to the story and point to the pictures.

Do you like the story? Draw a face.

# Go Green!

## 1 Look and colour.

1 Look at the picture. Colour the living things.

## 2 Listen and circle.

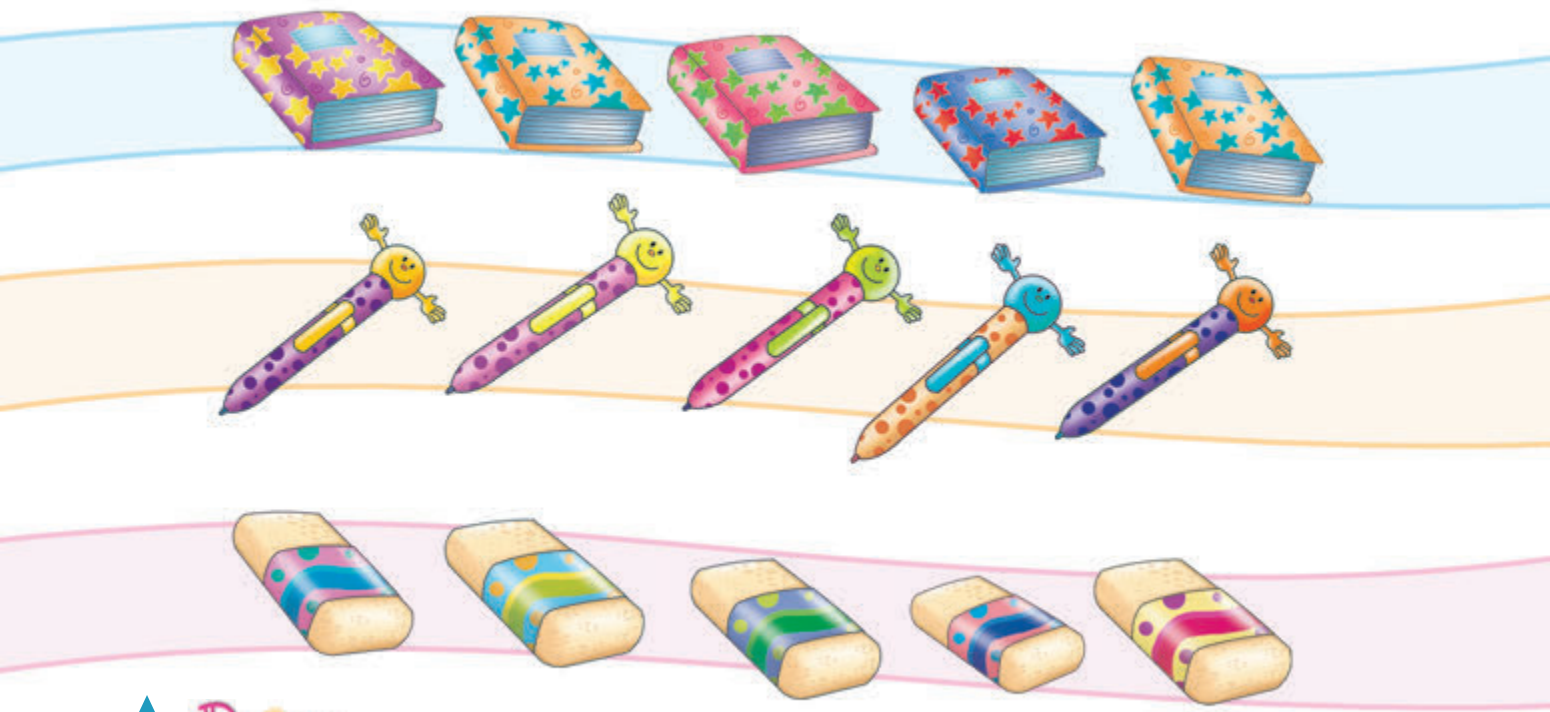

## 3 PorTfolio: Draw and say.

### My Favourite School Things

**2** Listen and circle. Then say: *Five books, ... .*

**3** Draw a picture of your school objects. Present them to the class. Say: *This is my (pencil). It's (yellow) ... .*

## 1 Look, listen and do.

1 Look at the pictures. Listen to the song. Then play a playground game popular in the UK.

## 2 Match. Then point and say.

1 schoolbag

2 pencil case

3 pencil

4 pen

5 book

6 rubber

a

b

c

d

e 

f

## 3 Let's Play!




**2** Match. Then point and say: *Yellow – pencil, … .*
**3** Play the *Memory* game.

3

# My Home



## 1 Colour and say.

## 2 Sing.

Listen, point to the parts of the house and say.

**1** Colour the parts of the house. Then say: *This is the (roof). It's (red).*

**2** Listen and point. Then sing and do.

## 3 Look and match.

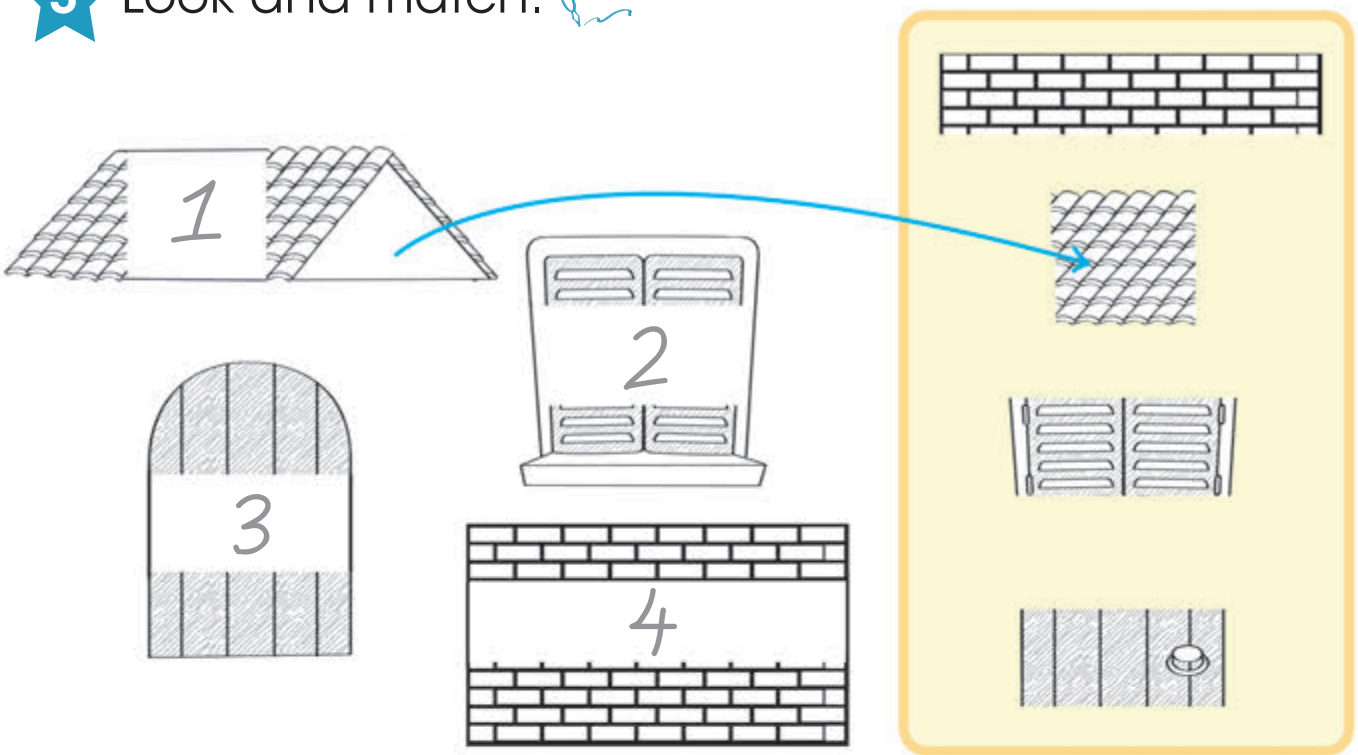


## 4 Make and say.

**3** Draw lines to match.

**4** Use the template to make your house. Then talk with your friend: *This is my house. The (wall) is (green).*

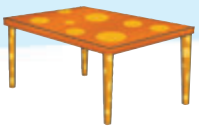

## 1 Look and match. Then make.

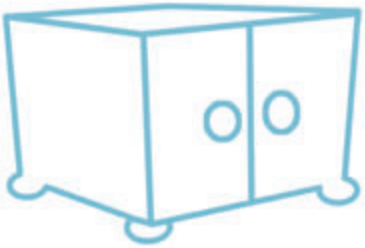

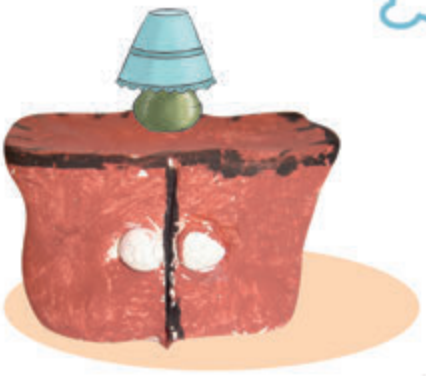

Listen, point to the furniture items and say.

**1** Match the furniture items to the silhouettes. Then use clay or plasticine to make one of them. Then say: *This is my (chair). It's (red).*

## 2 Trace and say.



## 3 Sing.

**2** Trace. Then say: *Woody's (on) the (table).*
**3** Listen and point. Then sing.

## 1 Listen and look.

1 Listen to the story and point to the pictures.

Do you like the story? Draw a face.

# Go Green!

## 1 Follow and draw.

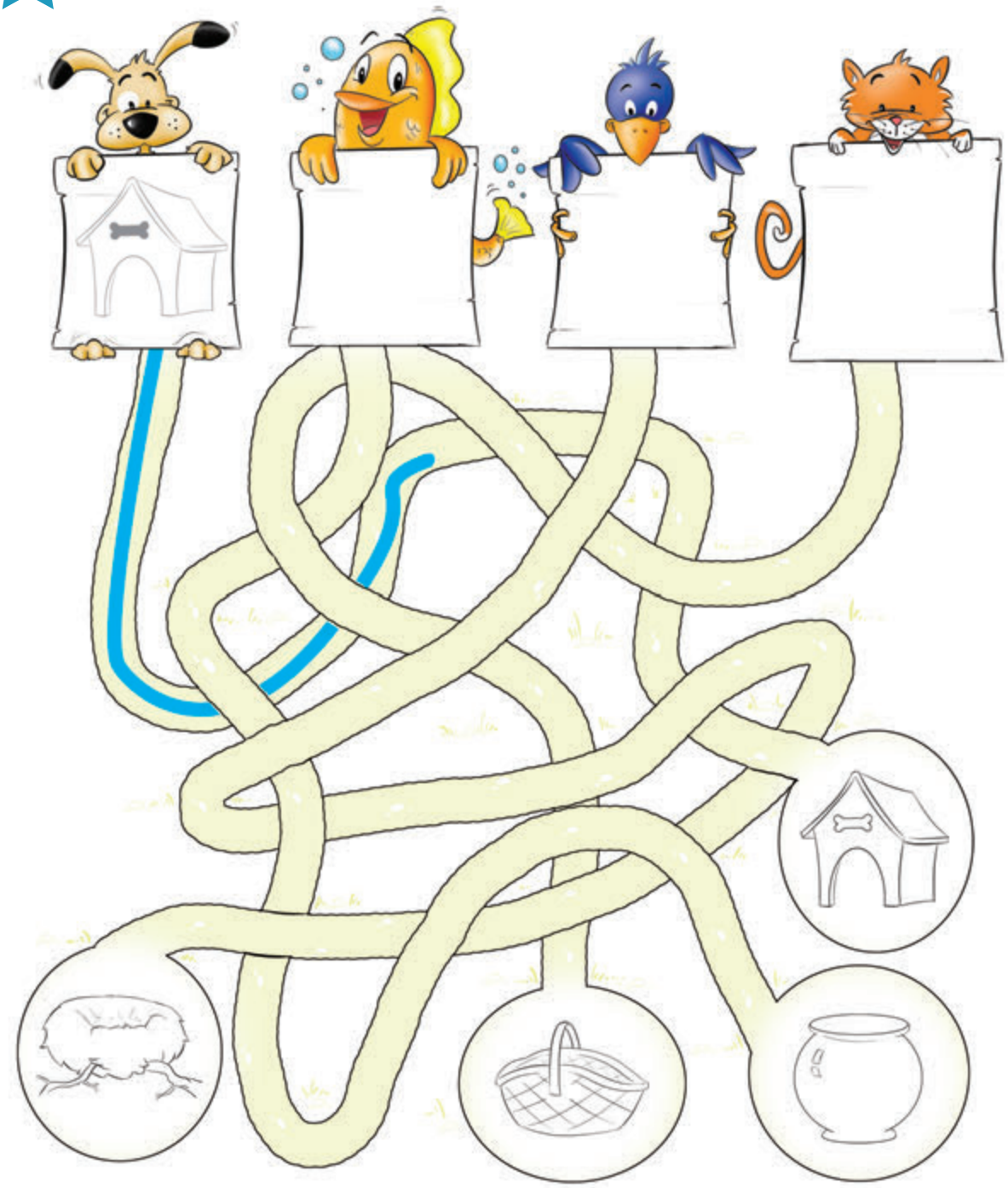

1 Follow and find the animal homes. Then draw them below the correct animal.

## 2 Listen and colour.



## 3 Portfolio: Draw and say.

**This is my room.**

**2** Listen and colour the books. Then talk with your friend: *Where's the (blue) book? (On) the (table).*

**3** Draw a picture of your room. Present it to the class. Say: *This is my room. Look! This is my (bed), ... .*

## 1 Look and draw lines.

1 Match the fairy tale characters to the houses. Then point and say: *Look at (Jack's) house. Look at the (roof).*

## 2 Match. Then point and say.

1 roof
2 window
3 house
4 door
5 floor
6 wall

a

b 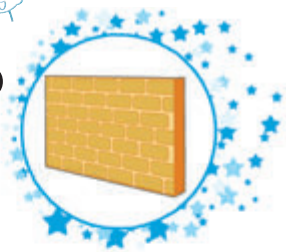

c 

d

e

f

## 3 Let's Play!

2 Match. Then point and say: *Yellow – door, … .*
3 Play the *Hide the Object* game.

# 4 My Toys

## 1 Listen and circle. Then sing.

## 2 Count and say.

Listen, point to the toys and say. Then point to the toys and say: *Here's a (doll)*.
**1** Listen to the song and circle the toys you hear. Then sing.
**2** Find the toys in the picture, count them and say: *One plane, ... .*

## 3 Choose, colour and say.



## 4 Let's play!

**3** Look and colour the toys you've got. Then say: *I've got a (red teddy), … .*
**4** Play the *Gotcha* game.

## 1 Count and find.

3 + 5 = .....

3 + 3 = .....

9 + 1 = .....

5 + 2 = .....

3 + 6 = .....

Listen and say the numbers.
1 Count and find the toys. Then say: *I've got a (train).*

## 2 Listen and join.

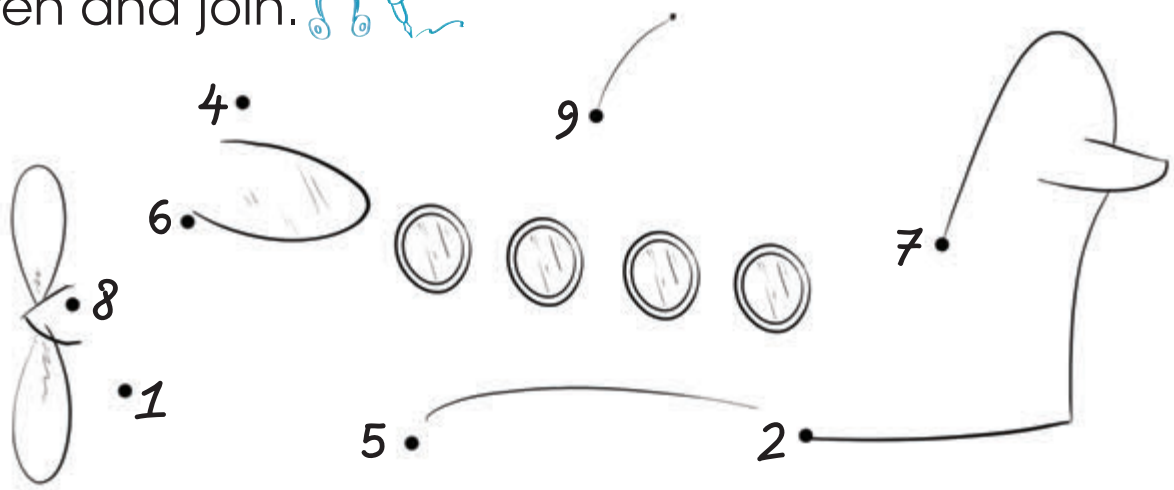


## 3 Make and sing.

**2** Listen and join the dots. Then say what it is.
**3** Make the number finger puppets and sing.

## 1 Listen and look.

1 Listen to the story and point to the pictures.

Do you like the story? Draw a face.

# Go Green!

## 1 Colour.

## 2 Let's Play!

1 Colour the pictures.
2 Play the *Coffee Can* game.

## 3 Look and match.

## 4 Portfolio: Draw and say.

**This is my teddy.**

**3** Put the big toys into the big toy box and the small toys into the small toy box. Then say: *The (big ball) is in the (big box).*

**4** Draw a picture of your favourite toy. Present it to the class: *This is my (teddy). It's my favourite toy.*

## 1 Look. Then circle the odd one out.



**1** Look at popular toys from the UK and Russia. Then circle the odd one out.

## 2 Match. Then point and say.

1 plane
2 teddy
3 doll
4 train
5 car
6 ball

a

b

c

d

e

f

## 3 Count and colour.

= 5 = 7 = 9

= 6 = 8 = 10




**2** Match. Then point and say: *Yellow – doll, … .*
**3** Count and colour. Then say: *(Three) and (two) is (five). (Five) is (blue)!*

# Season's Greetings!

## 1 Sing.

## 2 Find and colour.

1 Listen and sing.
2 Find the items in the picture and colour them.

## 3 Look, choose and say.

## 4 Craftwork

**3** Choose a present for each character. Then say: *A (ball) for (Alvin).*
**4** Make a card for the holidays. Offer it to your mum and dad.

# Fun Time 1

1 Listen and point.

Matty

David

2 Look and match.

1
Kelly
Barney

## 3 Look and draw lines.





## 4 Listen and number.




## About you!

## 5 Who is your favourite character? Circle.

# Fun Time 2

1 Look and circle the correct colour.

pink purple

red blue

green purple

yellow orange

yellow pink

green orange

pink red

## 2 Look and match the numbers.



## 3 Listen and colour.



## 4 Do the sums. Then colour.

1+1= 2 red
3+1= ..... yellow
4+2= ..... purple
3+4= ..... orange
6+3= ..... blue
2+3= ..... pink
4+4= ..... green

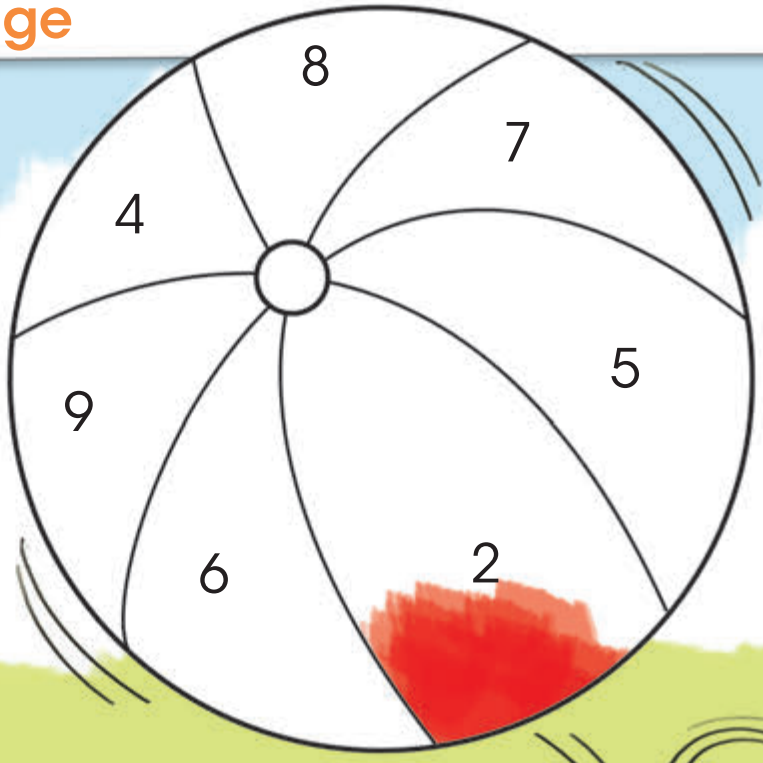


## About you!

5 Draw your favourite number. Colour it with your favourite colour.

# Fun Time 3

1 Listen and point.




2 Now, trace the words.

schoolbag
pencil
pen
rubber
book
rubber
3
schoolbag
4
pen
5

## 3 Listen and circle.

## 4 Find the words in the grid.

| A | P | L | S | O | V |
|---|---|---|---|---|---|
| P | E | N | C | I | L |
| S | N | I | H | A | E |
| D | G | K | O | E | R |
| O | B | O | O | K | T |
| U | O | I | L | N | G |
| R | U | B | B | E | R |
| V | I | S | A | M | O |
| A | L | W | G | E | A |

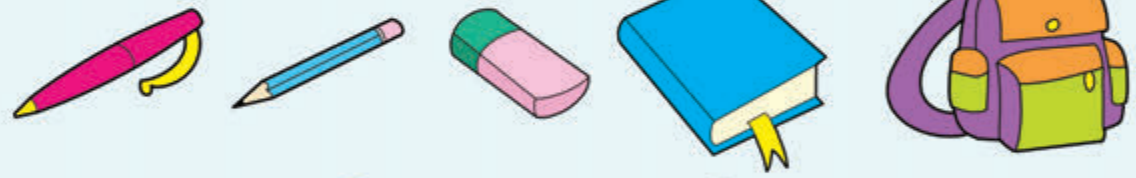

## About you!

## 5 What's in your schoolbag? Circle. Then draw.

- a pen
- a pencil
- a book
- a rubber

# Fun Time 4

1 Look, read and match.

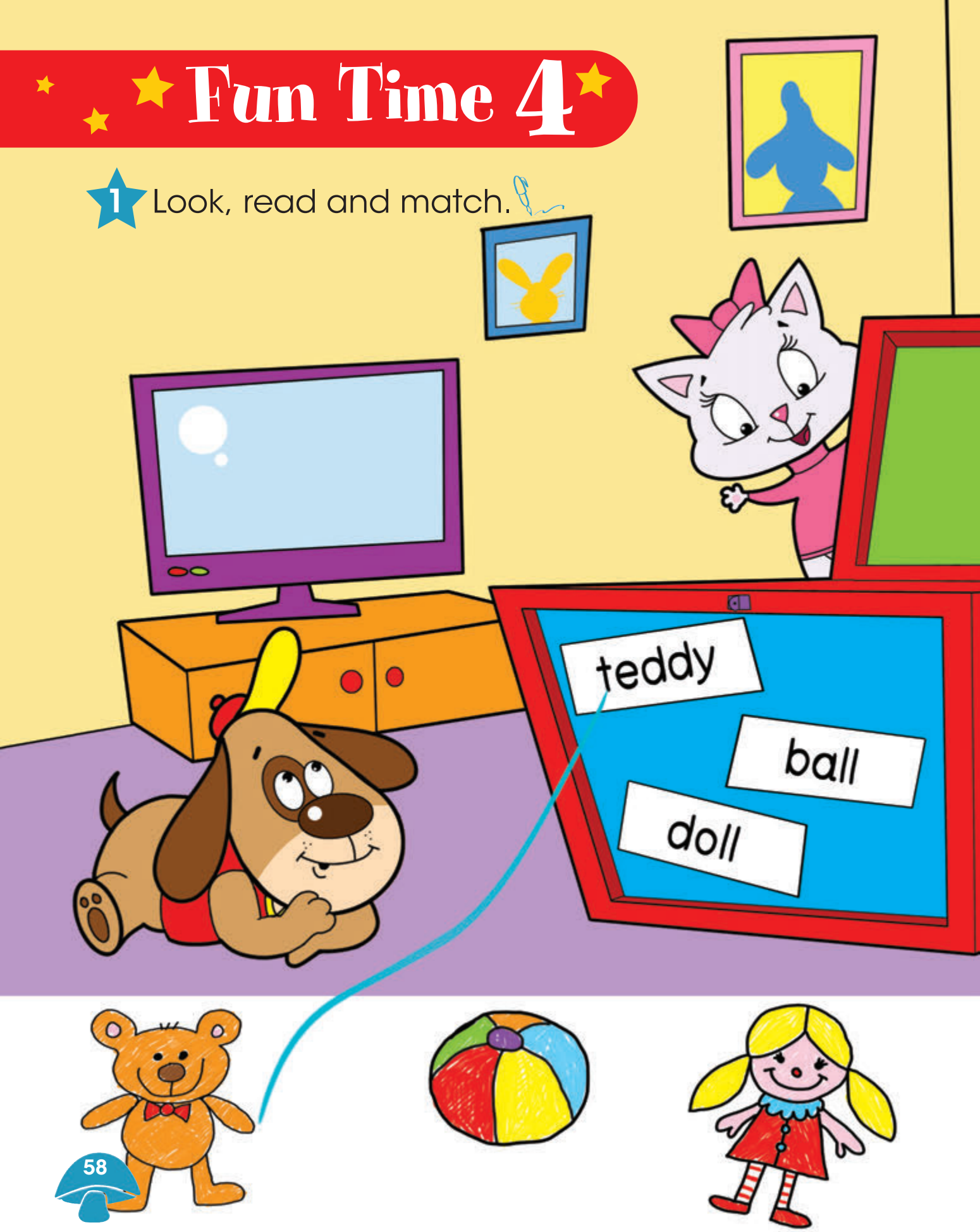

car

train

plane

# 4

## 2 Read and colour.

- Colour the train blue.
- Colour the doll pink.
- Colour the ball yellow.
- Colour the teddy orange.
- Colour the car red.
- Colour the plane green.



## 3 Listen and put a tick (✓) or a cross (✗).

1 ✗

2

3

4

## About you!



## 4 What's your favourite toy? Circle. Then draw.

- teddy
- doll
- car
- train
- plane
- ball

# 1 The Trolls and the Pussycat

A story from Norway

1 Listen and read the story.

Zzzzzzz
zzzzzzzz
Zzz
Wow! A big pussycat!
ROAR!
HEEELP!
IF YOU HELP SOMEONE, THEY WILL HELP YOU.

# Let's Play




1 Play *'Pin the tail on the dog!'*

# Fairyland 1A

**Fairyland 1A** is a course for young learners of English. Pupils follow the adventures of Woody and Frosty and their friends from the *Magic Forest*.

**Components**

- Pupil's Book
- Digital Book
- Activity Book
- Teacher's Book
- Picture Flashcards
- Posters
- Teacher's Resource Pack

Preţ: 7,80 lei (Partea I şi II)

ISBN 978-1-4715-3264-1

Express Publishing